




MP Rotator Performance Data – Metric

MP Corner

Radius: 2.4 to 4.6 m

Adjustable Arc

Color Code: Turquoise

Arc	Pressure		Color	Radius m	Flow	
	Bars	kPa			LPH	LPM
45° 	1.75	175	Turquoise = 45° to 105°	---	---	0.61
	2.00	200		3.5	36	0.63
	2.25	225		3.8	38	0.68
	2.50	250		4.0	41	0.70
	2.75	275		4.1	42	0.73
	3.00	300		4.3	44	0.75
	3.25	325		4.3	45	0.78
	3.50	350		4.4	47	0.81
	3.75	375		4.5	49	
90° 	1.75	175		3.2	69	1.15
	2.00	200		3.5	76	1.27
	2.25	225		3.8	79	1.31
	2.50	250		4.0	84	1.40
	2.75	275		4.1	86	1.44
	3.00	300		4.3	94	1.57
	3.25	325		4.3	98	1.63
	3.50	350		4.4	100	1.67
	3.75	375		4.5	104	1.73
105° 	1.75	175		3.2	80	1.34
	2.00	200		3.5	89	1.48
	2.25	225		3.8	92	1.53
	2.50	250		4.0	98	1.63
	2.75	275		4.1	102	1.70
	3.00	300		4.3	110	1.83
	3.25	325		4.3	113	1.88
	3.50	350		4.4	117	1.94
	3.75	375		4.5	120	2.00